

SH MILLS COMPANY LTD

Code : 10018016 Class of Security : Equity
 Date ended: 31/03/2012

Partly paid-up shares:-	No of partly paid-up shares	As a % of Total No of partly paid-up shares	As a % of Total No of shares of the company
Held by promoter/promoter group	Nil	Nil	Nil
Held by public	Nil	Nil	Nil
Total	Nil	Nil	Nil

Outstanding convertible securities:-	No of Outstanding securities	As a % of Total No of outstanding convertible securities	As a % of Total No of shares of the company, assuming full conversion of the convertible securities
Held by promoter/promoter group	Nil	Nil	Nil
Held by public	Nil	Nil	Nil
Total	Nil	Nil	Nil

Warrants:-	No of warrants	As a % of Total No of warrants	As a % of Total No of shares of the company, assuming full conversion of warrants
Held by promoter/promoter group	Nil	Nil	Nil
Held by public	Nil	Nil	Nil
Total	Nil	Nil	Nil

Total paid-up capital of the company, assuming full conversion of warrants and convertible securities


5444307 Shares of Rs.10/- each



HOWRAH MILLS COMPANY LTD

Scrip Code : 10018016 Class of Security : Equity Face Value : Rs. 10/-
(I)(a) Statement showing Shareholding Pattern Quarter ended: 31/03/2012

Category Code (I)	Category of Shareholder (II)	No of Share- holders (III)	Total No of Shares (IV)	No of Shares held in Demat Form (V)	Total shareholding as a % of Tot Shrs		Shares pledged or otherwise encumbered	
					As a % of (A + B) (VI)	As a % of (A+B+C) (VII)	Shares (VIII)	As a % (IX)=(VIII) /(IV)*100
A.Promoter and Promoter Group								
1.Indian								
	a. Individuals/Hindu Undivided Family	6	360900	50000	6.6289	6.6289	50000	13.8543
	b. Central/State Government(s)							
	c. Bodies Corporate	2	2142839	2142839	39.3593	39.3593	1128244	52.6518
	d. Financial Institutions/Banks							
	e. Any Other							
	Sub Total (A1)	8	2503739	2192839	45.9882	45.9882	1178244	47.0594
2.Foreign								
	a. Individuals (NRI/Foreign Individuals)							
	b. Bodies Corporate							
	c. Institutions							
	d. Any other							
	Sub Total (A2)							
	Total Shareholding of Promoter and Promoter Group A=(A)(1)+(A)(2)	8	2503739	2192839	45.9882	45.9882	1178244	47.0594
B.Public Shareholding								
1.Institutions								
	a. Mutual Funds/UTI							
	b. Financial Institutions/Banks	13	115007	108800	2.1124	2.1124		
	c. Central/State Government(s)	2	530		.0097	.0097		
	d. Venture Capital Funds							
	e. Insurance Companies	1	27575	27575	.5065	.5065		
	f. Foreign Institutional Investors							
	g. Foreign Venture Capital Investors							
	h. Any other							
	Sub Total (B1)	16	143112	136375	2.6287	2.6287		
2.Non-Institutions								
	a. Bodies Corporate	49	2181357	1586355	40.0668	40.0668		
	b. Individuals holding							
	i. Nominal Share Capital up to Rs.1 Lakh	1270	420011	26336	7.7147	7.7147		
	ii.Nominal Share Capital in excess of Rs.1 Lakh	9	189900	90400	3.488	3.488		
	c. Any Other							
	Non Resident Individual	6	1588		.0292	.0292		
	Foreign Company	1	900		.0165	.0165		
	Foreign National	13	2675		.0491	.0491		
	Custodian of Enemy Property	2	1025		.0188	.0188		
	Sub Total (B2)	1350	2797456	1703091	51.3831	51.3831		
	Total Public Shareholding B=(B)(1)+(B)(2)	1366	2940568	1839466	54.0118	54.0118		
	Total (A)+(B)	1374	5444307	4032305	100.0000	100.0000		
C.Shares held by Custodian & against which Depository Receipts have been issued								
	1. Promoter and Promoter Group	Nil	Nil	Nil		Nil		
	2. Public	Nil	Nil	Nil		Nil		
	Grand Total (A)+(B)+(C)	1374	5444307	4032305		100.0000	1178244	21.6418





HOWRAH MILLS COMPANY LTD

(I)(b) Statement showing holding of securities (including shares, warrants, convertible securities) of persons belonging to the category 'Promoter and Promoter Group'

Quarter ended 31/03/2012

Page # 1

1. Indian

a. Individuals/Hindu Undivided Family

		Details of Shares held		Encumbered shares		Details of warrants		Details of convertible securities		Total Shares (including underlying shares assuming full conversion of warrants and convertible securities) as a % of diluted share capital	
Sr No	Name of the Shareholder	No of Shares held	As a % of Grand Total (A)+(B)+(C)	No.	As a %	As a % of Grand Total (A)+(B)+(C) of sub clause (I)(a)	No of Warrants held	As a % of total no of warrants of the same class	No of convertible securities held	As a % of total no of convertible securities of the same class	
(I)	(II)	(III)	(IV)	(V)	(VI)= (V)/ (III)*100	(VII)	(VIII)	(IX)	(X)	(XI)	(XII)
1	SHIV RATAN JHAWAR	90000	1.6531	Nil	Nil	Nil	Nil	Nil	Nil	Nil	1.6531
2	KRISHNA KUMAR JHAWAR	85000	1.5613	Nil	Nil	Nil	Nil	Nil	Nil	Nil	1.5613
3	ARUN KUMAR JHAWAR	75000	1.3776	Nil	Nil	Nil	Nil	Nil	Nil	Nil	1.3776
4	KAILASH KUMAR JHAWAR	60000	1.1021	Nil	Nil	Nil	Nil	Nil	Nil	Nil	1.1021
5	TARUN KUMAR MALL	50000	.9184	50000	100.0000	.9184	Nil	Nil	Nil	Nil	.9184
6	SHIV RATAN JHAWAR	900	.0165	Nil	Nil	Nil	Nil	Nil	Nil	Nil	.0165
Total :		360900	6.6289	50000	13.8543	.9184	Nil	Nil	Nil	Nil	6.6289



HOWRAH MILLS COMPANY LTD

(I)(b) Statement showing holding of securities (including shares, warrants, convertible securities) of persons belonging to the category 'Promoter and Promoter Group'

Quarter ended 31/03/2012

Page # 1

1. Indian

c. Bodies Corporate

		Details of Shares held			Encumbered shares		Details of warrants		Details of convertible securities		Total Shares (including underlying shares assuming full conversion of warrants and convertible securities) as a % of diluted share capital	
Sr	No	Name of the Shareholder	No of Shares held	As a % of Grand Total (A)+(B)+(C)	No.	As a %	As a % of Grand Total (A)+(B)+(C) of sub clause (I)(a)	No of Warrants held	As a % of total no of warrants of the same class	No of convertible securities held	As a % of total no of convertible securities of the same class	
(I)	(II)		(III)	(IV)	(V)	(VI)= (V)/ (III)*100	(VII)	(VIII)	(IX)	(X)	(XI)	(XII)
1		H R GLOBAL FINANCE LIMITED	1128244	20.7234	1128244	100.0000	20.7234	Nil	Nil	Nil	Nil	20.7234
2		H R INTERNATIONAL LIMITED	1014595	18.6359	Nil	Nil	Nil	Nil	Nil	Nil	Nil	18.6359
Total :			2142839	39.3593	1128244	52.6518	20.7234	Nil	Nil	Nil	Nil	39.3593



(I)(c)(i) Statement showing holding of securities (including shares, warrants, convertible securities) of persons belonging to the category 'Public' and holding more than 1% of the total no of shares

Details of warrants Details of convertible securities

Sr No	Name of the Shareholder	No of Shares held	Shares as a	Details of warrants		Details of convertible securities		Total shares (including underlying shares convertible assuming full conversion of warrants and of the same convertible securities) as a % of diluted share capital
			% of total no of shares (i.e., Grand Total (A)+(B)+(C) indicated in Statement at para (I) (a) above)	No of Warrants held	As a % of total no of Warrants of the same class	No of convertible securities held	% w.r.t total no of convertible securities of the same class	
1	VEDANSH TRADERS PRIVATE LIMITED	870000	15.9800	Nil	Nil	Nil	Nil	15.9800
2	H R INFRACON LIMITED	780379	14.3339	Nil	Nil	Nil	Nil	14.3339
3	ALANKAR COMMOTRADE PRIVATE LIMITED.	415000	7.6226	Nil	Nil	Nil	Nil	7.6226
4	ICICI BANK LIMITED	108200	1.9874	Nil	Nil	Nil	Nil	1.9874
5	SHIW KISHAN MALL	55000	1.0102	Nil	Nil	Nil	Nil	1.0102
Jh-1 : OM PRAKASH MALL								
Total		2228579	40.9341	Nil	Nil	Nil	Nil	40.9341



(I)(c)(ii) Statement showing holding of securities (including shares, warrants, convertible securities) of persons (together with PAC) belonging to the category 'Public' and holding more than 5% of the total no of shares of the company

Sr	Name(s) of the Shareholder(s) and the Persons Acting in No of Shares (a) above}	Details of warrants		Details of convertible securities		% w.r.t total no of convertible securities held of the same class	Total shares (including convertible assuming full conversion of warrants and of the same convertible securities) as a % of diluted share capital
		Shares as a % of total no of shares {i.e., Grand Total (A)+(B)+(C) indicated in Statement at para (I)	No of Warrants	As a % of total no of Warrants of the same class	No of convertible securities held		
1	VEDANSH TRADERS PRIVATE LIMITED	870000	15.9800	Nil	Nil	Nil	15.9800
2	H R INFRACON LIMITED	780379	14.3339	Nil	Nil	Nil	14.3339
3	ALANKAR COMMOTRADE PRIVATE LIMITED.	415000	7.6226	Nil	Nil	Nil	7.6226
Total		2065379	37.9365	Nil	Nil	Nil	37.9365




HOWRAH MILLS COMPANY LTD

(I)(d) Statement showing details of locked-in shares as on 31/03/2012

Page # 1

				Locked-in shares as a % of total No of shares (i.e., Grand Total (A)+(B)+(C) indicated in Statement at para (I)(a) above)	
Sl #	Folio/CIId/DpId	Name of the Shareholder	Category	No of locked-in Shares	
1	10119599/IN300773	VEDANSH TRADERS PRIVATE LIMITED	PUBLIC	820000	15.0616
2	10216819/IN301516	H R INFRACON LIMITED	PUBLIC	530379	9.7419
3	H00057	H R INFRACON LIMITED	PUBLIC	250000	4.5920
4	10286156/IN300773	ALANKAR COMMOTRADE PRIVATE LIMITED.	PUBLIC	215000	3.9491
5	A00134	ALANKAR COMMOTRADE PRIVATE LIMITED.	PUBLIC	200000	3.6736
6	V00045	VEDANSH TRADERS PRIVATE LIMITED	PUBLIC	50000	.9184
Total :				2065379	37.9365



HOWRAH MILLS COMPANY LTD

(II)(a) Statement showing details of Depository Receipts (DRs) as on 31/03/2012

Sl #	Type of Outstanding DR (ADRs, GDRs, SDRs, etc.)	No of outstanding DRs	No of Shares Underlying Outstanding DRs	Shares underlying outstanding DRs as a % of total No of Shares (i.e., Grand Total (A)+ (B)+(C) indicated in Statement at para (I)(a) above)
------	--	-----------------------------	--	---

--- Nil ---




HOWRAH MILLS COMPANY LTD

(II)(b) Statement showing holding of Depository Receipts (DRs), where underlying shares held by 'promoter/promoter group' are in excess of 1% of the total no of shares as on 31/03/2012

Sl # Name of the DR Holder	Type of Outstanding DR (ADRs,GDRs,SDRs,etc.)	No of Shares Underlying Outstanding DRs Shares underlying outstanding DRs as a % of total No of Shares {i.e., Grand Total (A)+(B)+(C) indicated in Statement at para (I)(a) above}
----------------------------	---	---

--- Nil ---



18. Public Shareholding

- No of Shares : 2940568
 - % of shareholding : 54.0118
-

19. Promoters and Promoter Group Shareholding
a) Pledged/Encumbered

- No of Shares : 1178244
- % of shares : 47.0594
(as a % of the total shareholding
of promoter and promoter group)
- % of shares : 21.6418
(as a % of the total share capital
of the company)

b) Non-encumbered

- No of Shares : 1325495
 - % of shares : 52.9406
(as a % of the total shareholding
of promoter and promoter group)
 - % of shares : 24.3464
(as a % of the total share capital
of the company)
-

